

Revised/Expanded Demographic and Sacramental Information for the North Seattle Deanery Planning Process

Updated 9/16/2016

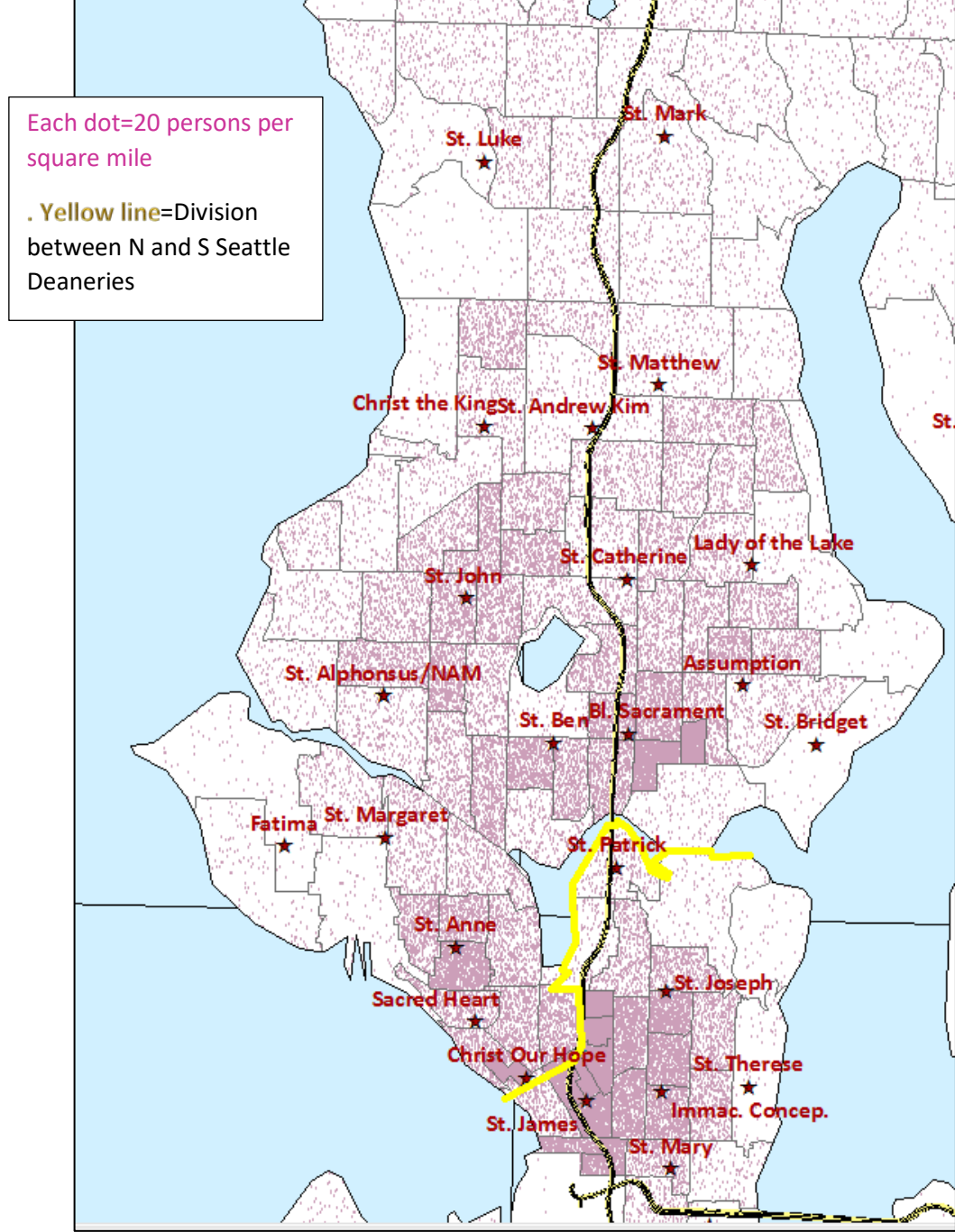
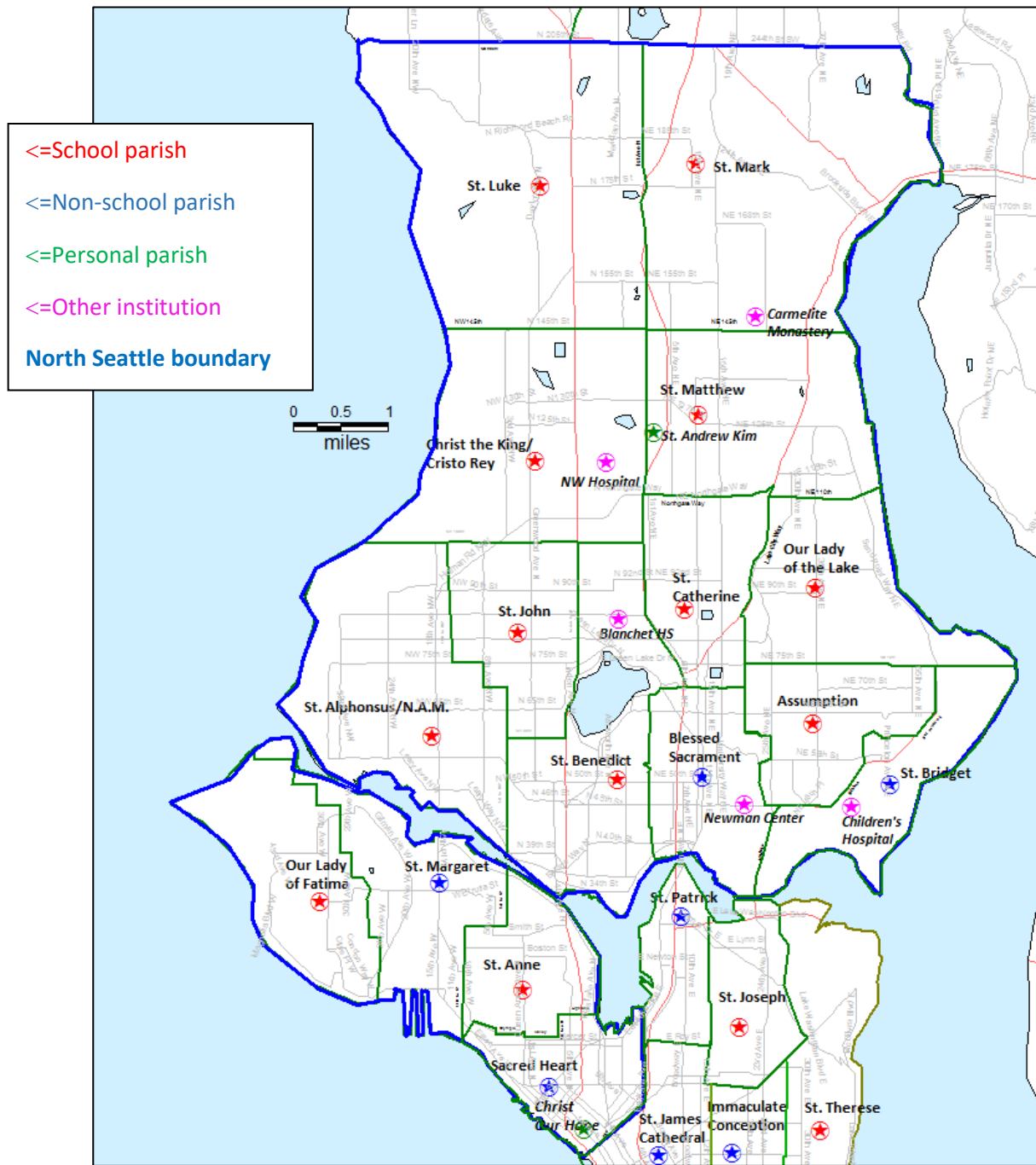
Office of Pastoral Planning and Research

Archdiocese of Seattle

Contents

- Page 2 Maps with parish boundaries and population**
- Page 3 Mass times and attendance, October 2015 and May 2016, with percent of available seating capacity used for each Mass**
- Page 4 Sacramental trends reported in Parish Annual Reports 2010-15**
- Page 5 Facilities for all parishes in the North Seattle Deanery (seating capacity of church, school enrollment and capacity)**
- Page 6 Parish staff included in UltiPro 1/1/16**
- Page 7 Population and Growth within Parish Boundaries (as projected by the Puget Sound Regional Council)**
- Page 8 Financial status of parishes at the end of 2014-15 fiscal year**

Maps of the North Seattle Deanery with boundaries and with population per square mile



Mass times and attendance, October 2015 and May 2016 (where available) and capacity used

North Seattle Parishes		Church capacity 2015	Month of count (if taken)	Vigil		Early Sunday morning				Sunday mid-morning				Sunday afternoon or evening											
				Sat 5:00 p.m. on		Sun 6:00-7:55 a.m.		Sun 8:00-8:55 a.m.		Sun 9:00-9:55 a.m.		Sun 10:00-10:55 am		Sun. 11:00-11:55 a.m.		Sun. Noon-12:55 p.m.		Sun. 1:00-2:55 p.m.		Sun. 5:00 -5:55 p.m.		Sun. 6:00 -7:55 p.m.		Sun. 8:00 -8:55 p.m.	
				# attend	% capacity	# attend	% capacity	# attend	% capacity	# attend	% capacity	# attend	% capacity	# attend	% capacity	# attend	% capacity	# attend	% capacity	# attend	% capacity	# attend	% capacity	# attend	% capacity
2	Assumption	418	October May	142 34% 124 30%		252 60% 209 50%				158 38% 186 44%															
3	Blessed Sacrament	650	October May	175 27% 	112 17%				246 38%	203 31%					209 32%				183 28%						
4	Christ the King	499	October May	148 30% 146 29%		175 35% 182 36%				227 46% 253 51%					482 97% 436 87%										
8	Our Lady of Fatima	720	October May	209 29% 177 25%		148 20% 124 17%				179 25% 277 38%															
10	Our Lady of the Lake	800	October May	151 19% 167 21%				353 44% 244 31%											149 19% 129 16%						
13	Sacred Heart	400	October May	96 24% 				105 26%				170 42%							101 25%						
14	St. Alphonsus	634	October May	132 21% 136 21%		122 19% 132 21%				216 34% 228 36%															
15	St. Anne	456	October May	148 32% 105 23%		70 15% 66 14%				254 56% 253 55%															
16	St. Benedict	467	October May			110 24% 108 23%				244 52% 239 51%								109 23% 110 24%							
18	St. Bridget	660	October May	114 17% 		145 22%				132 20%															
19	St. Catherine	416	October May	131 31% 224 54%		175 42% 155 37%				233 56% 239 57%								75 18% 75 18%							
22	St. John the Evangelist	436	October May	145 33% 227 52%		164 38% 142 33%				225 52% 244 56%															
24	St. Luke	570	October May	209 37% 				517 91%				368 65%													
25	St. Margaret	150	October May	34 23% 38 25%		38 26% 33 22%		179 119% 168 112%						64 43% 139 93%											
26	St. Mark	657	October May	266 40% 238 36%	156 24% 160 24%			331 50% 370 56%				373 57% 353 54%													
28	St. Matthew	350	October May	165 47% 	135 39%			238 68%				235 67%													
185	North American Martyrs	634	October May			200 32% 181 29%						271 43% 228 36%													
200	St. Andrew Kim	572	October May	84 15% 		116 20%				383 67%		173 30%							173 30%						
271	Newman Center	250	October May							131 52%					32 13%				129 52%	167 67%	130 52%				

Mass in Polish	Mass in Spanish	Mass in Indonesian
Mass in Latin	Mass in Korean	

Sacramental Trends, 2010 to 2015, reported in Parish Annual Reports

Parishes by ID		Infant /child Baptisms		First communions		Youth Confirmation		Youth/Adult converts		Marriages		Funerals		Sacramental Index*		
		Average 2010-2014	2014-15	Average 2010-2014	2014-15	Average 2010-2014	2014-15	Average 2010-2014	2014-15	Average 2010-2014	2014-15	Average 2010-2014	2014-15	Average 2010-2014	2014-15	Change 2010-2015
2	Assumption, Seattle	19	20	32	31	11	0	4	7	2	2	16	17	76	79	4%
3	Blessed Sacrament, Seattle	76	74	17	25	15	25	13	14	64	73	18	22	250	281	12%
4	Christ the King, Seattle	108	69	87	60	25	16	15	0	14	0	26	18	262	147	-44%
8	Our Lady of Fatima, Seattle	34	21	44	46	28	12	10	5	3	1	23	24	116	98	-16%
10	Our Lady of the Lake, Seattle	27	45	47	71	25	22	6	4	4	7	22	20	109	154	41%
13	Sacred Heart, Seattle	15	11	1	0	0	0	4	6	10	5	8	7	47	34	-28%
14	St. Alphonsus, Seattle	15	18	20	22	8	23	7	6	3	5	15	17	64	73	15%
15	St. Anne, Seattle	34	34	41	38	12	18	11	5	11	6	16	15	124	104	-16%
16	St. Benedict, Seattle	27	14	22	21	4	13	5	2	8	3	11	12	81	55	-32%
18	St. Bridget, Seattle	37	43	48	50	28	1	5	1	17	2	15	11	137	109	-20%
19	St. Catherine, Seattle	33	17	31	34	15	24	8	6	6	4	17	5	102	70	-31%
22	St. John the Evangelist, Seattle	47	36	58	59	18	0	5	4	6	4	9	4	130	111	-15%
24	St. Luke, Seattle	42	66	51	70	33	26	12	13	6	14	23	14	138	191	38%
25	St. Margaret, Seattle	8	6	7	0	13	0	1	0	2	4	5	6	24	20	-17%
26	St. Mark, Seattle	25	18	30	20	19	35	6	6	7	2	16	31	90	79	-12%
28	St. Matthew, Seattle	20	9	30	18	15	1	5	0	3	0	21	16	81	43	-47%
185	North American Martyrs, Seattle	19	24	15	20	11	0	8	11	4	6	4	0	53	67	28%
200	St. Andrew Kim-Korean, Seattle	14	20	12	27	31	0	30	16	4	4	7	9	69	80	16%
Deanery		598	545	591	612	308	216	152	106	170	142	269	248	1,950	1,795	-8%

*The sacramental index is the sum of all baptisms (infant to adult), first communions, funerals, and twice the marriages.

Decreases in the sacramental index from the 2000-2014 average and the 2014-15 index are printed in red.

Facilities for all parishes in North Seattle geographic location (seating capacity of church, property owned by parish, school sponsorship, school statistics)

North Seattle Parishes organized geographically (N-S, W-E)		Totals 2014-15					Diocesan-owned property		Parish School					
		# Masses 2015	Average attend 2015	Church capacity	Total capacity	Total capacity used / weekend	Sq. Feet	Acres	Capacity	2015-16 enrolled	% capacity	% Catholic	% Hispanic	# professional staff
2	Assumption, Seattle	3	552	418	1,254	44%	122,375	2.8	560	519	93%	92%	1%	32
3	Blessed Sacrament, Seattle	6	1,127	650	3,900	29%			None					
4	Christ the King, Seattle	4	1,032	499	1,996	52%	206,084	4.7	253	210	83%	68%	11%	21
8	Our Lady of Fatima, Seattle	3	535	720	2,160	25%	174,622	4.0	272	248	91%	87%	2%	19
10	Our Lady of the Lake, Seattle	3	652	800	2,400	27%	130,050	3.0	305	288	94%	75%	6%	26
13	Sacred Heart, Seattle	4	472	400	1,600	30%	92,160	2.1	None					
14	St. Alphonsus, Seattle	3	470	634	1,902	25%	180,000	4.1	379	230	61%	70%	6%	25
15	St. Anne, Seattle	3	471	456	1,368	34%	121,600	2.8	262	263	100%	92%	3%	25
16	St. Benedict, Seattle	3	463	467	1,401	33%	90,000	2.1	261	214	82%	56%	3%	29
18	St. Bridget, Seattle	3	392	660	1,980	20%	131,153	3.0	See Assumption (Assumption/St. Bridget School)					
19	St. Catherine, Seattle	3.25	613	416	1,352	45%	133,339	3.1	284	246	87%	71%	4%	25
22	St. John, Seattle	3	533	436	1,308	41%	122,510	2.8	545	530	97%	84%	8%	35
24	St. Luke, Shoreline	3	1,093	570	1,710	64%	481,476	11.1	398	342	86%	76%	5%	27
25	St. Margaret, Seattle	4	315	150	600	53%	46,200	1.1	None					
26	St. Mark, Shoreline	4	1,125	657	2,628	43%	275,722	6.3	282	153	54%	82%	1%	14
28	St. Matthew, Seattle	4	773	350	1,400	55%	244,206	5.6	275	208	76%	83%	5%	26
185	North American Martyrs, Seattle	2	471	634	1,268	37%			None					
200	St. Andrew Kim, Seattle	5	929	572	2,860	32%	134,463	3.1	None					
Deanery totals		63.25	12,018	9,489	33,087	36%	2,685,960	61.7	4,076	3,451	85%	80%	5%	304

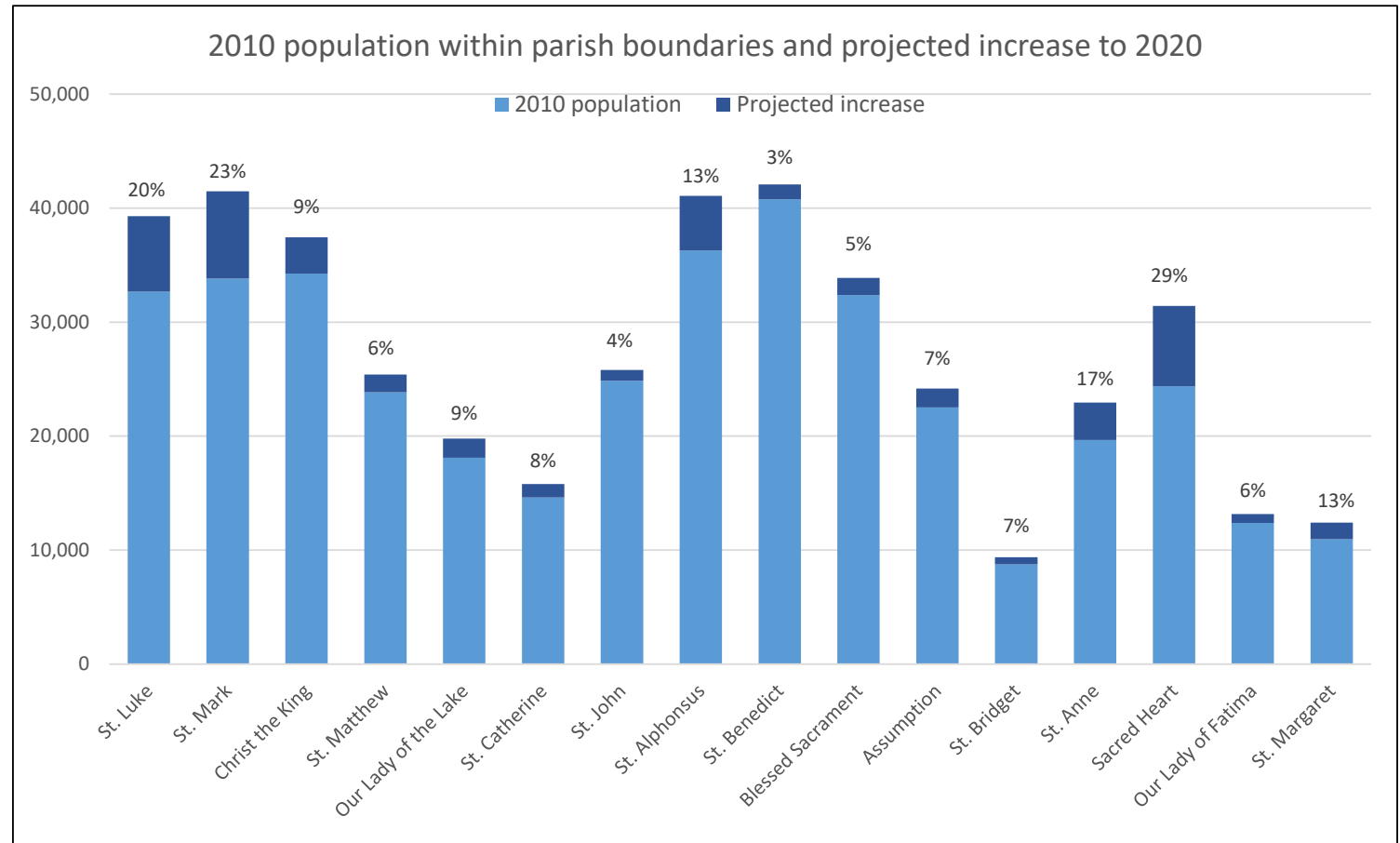
Parish staff included in UltiPro on 1/1/16

North Seattle Parishes organized geographically (N-S, W-E)	Total non-clerical staff	Pastoral leadership						Administration				Ministry			Liturgy/Music		Facilities	
		Pastor/Priest Administrator	Parochial vicar	Parish priest	Deacon	Pastoral Coordinator	Pastoral Associate	PAA /Business Manager	Development	Accountant / Bookkeeper	Office support	Faith formation / sacramental prep	Youth	Outreach / Service	Liturgy / Music Director	Choir director	Supervisor / Director	Custodian / Maintenance
24 St. Luke	3 FT, 4 PT	Diocesan						<i>PT</i>		FT		FT	FT		<i>PT</i>			<i>2 PT</i>
26 St. Mark	4 FT, 3 PT	Diocesan						FT			FT			<i>2 PT</i>		<i>PT</i>	FT	
4 Christ the King	5 FT, 2 PT, V			<i>2 RO</i>	<i>V</i>	FT			<i>PT</i>	2 FT, PT		FT					FT	
28 St. Matthew	3 FT	Diocesan						FT			FT							FT
10 Our Lady of the Lake	5 FT, 1 PT, ½ V	Extern									FT		FT, PT		FT	FT		
19 St. Catherine	3 FT, 4 PT	Diocesan						FT		<i>PT</i>	<i>2 PT</i>		<i>PT</i>		FT		FT	
22 St. John the Evangelist	6 FT, 2 PT	Extern						FT		<i>PT</i>	2 FT						3 FT, PT	
14 St. Alphonsus	3 FT, 1 PT	Religious order						FT			FT						FT	<i>PT</i>
16 St. Benedict	5 FT, 1 PT			<i>Dio</i>		FT (Deacon/PC)				FT		<i>PT</i>		FT			FT	
3 Blessed Sacrament	8 FT, 1 PT	Religious order	3 RO							FT		2 FT		<i>PT</i>	FT		FT	FT
2 Assumption	2 FT, 2 PT	Diocesan						FT			<i>PT</i>				<i>PT</i>		FT	
18 St. Bridget	4 FT, 2 PT, ½ V	Extern										FT	<i>PT</i>	FT, PT	FT	FT		
15 St. Anne	6 FT, 3 PT			<i>Dio</i>		FT				FT	FT	FT	<i>2 PT</i>		FT		<i>PT</i>	
13 Sacred Heart	4 FT	Religious order	RO							FT		FT					FT	
8 Our Lady of Fatima	4 FT, 1 PT	Diocesan						FT		FT			FT				FT, PT	
25 St. Margaret	2 FT	Religious order									2 FT							
200 St. Andrew Kim	3 FT	Extern						FT					2 FT					
185 North American Martyrs	<i>1 PT</i>	Religious order									<i>PT</i>							

Fulltime = 30+ hours/week (**bold**); Part-time=< 30 hours/week (*Italics*). V=Volunteer deacon

Population and Growth within Parish Boundaries (as projected by the Puget Sound Regional Council)

Parishes (ordered geographically)		Population		Increase 2010-20	
		2010	2020	Percent	Number
24	St. Luke, Shoreline	32,687	39,292	20.2%	6,606
26	St. Mark, Shoreline	33,831	41,484	22.6%	7,652
4	Christ the King, Seattle	34,248	37,450	9.3%	3,202
28	St. Matthew, Seattle	23,857	25,404	6.5%	1,547
10	Our Lady of the Lake, Seattle	18,116	19,773	9.1%	1,656
19	St. Catherine, Seattle	14,621	15,804	8.1%	1,183
22	St. John, Seattle	24,855	25,793	3.8%	939
14	St. Alphonsus, Seattle	36,286	41,074	13.2%	4,787
16	St. Benedict, Seattle	40,770	42,070	3.2%	1,299
3	Blessed Sacrament, Seattle	32,384	33,885	4.6%	1,501
2	Assumption, Seattle	22,511	24,182	7.4%	1,671
18	St. Bridget, Seattle	8,743	9,369	7.2%	626
15	St. Anne, Seattle	19,668	22,939	16.6%	3,270
13	Sacred Heart, Seattle	24,373	31,414	28.9%	7,041
8	Our Lady of Fatima, Seattle	12,383	13,153	6.2%	770
25	St. Margaret, Seattle	10,963	12,416	13.2%	1,453
200	St. Andrew Kim, Seattle	Non-territorial			
185	North American Martyrs, Seattle	Non-territorial			



Financial status of parishes at the end of 2014-15 fiscal year with updated PRF data

North Seattle Parishes		Parish Revolving Fund on July 1, 2016			Parish income 2014-15				Total expenses	Bottom line	
		Loan balance	Savings	Notes	Ordinary income	Income from building	Annual Appeal rebate	All other income			Total revenue
2	Assumption	\$0	\$105,969		\$669,386		\$27,897	\$78,912	\$776,196	\$695,236	\$80,960
3	Blessed Sacrament	\$0			\$910,498			\$1,011,259	\$1,921,757	\$1,559,922	\$361,835
4	Christ the King	\$0	\$1,054,540	1/4 is school savings	\$566,595	\$380,883	\$8,269	\$232,015	\$1,187,762	\$1,103,648	\$84,114
8	Our Lady of Fatima	\$0	\$795,761		\$835,235		\$7,178	\$310,181	\$1,152,593	\$984,011	\$168,583
10	Our Lady of the Lake	\$192,365	\$302,211		\$765,637		\$31,265	\$81,801	\$878,703	\$915,396	(\$36,693)
13	Sacred Heart	\$0	\$524,168		\$237,553		\$2,985	\$332,533	\$573,070	\$693,926	(\$120,856)
14	St. Alphonsus	\$0	\$884,943		\$432,794	\$246,207	\$17,427	\$124,108	\$820,536	\$653,910	\$166,626
15	St. Anne	\$0	\$1,827,766	Almost 1/2 is school saving	\$712,521			\$124,693	\$837,214	\$743,095	\$94,119
16	St. Benedict	\$0	\$745,000		\$398,090		\$4,229	\$137,444	\$539,763	\$543,994	(\$4,231)
18	St. Bridget	\$12,583	\$361,476		\$812,221		\$16,592	\$34,686	\$863,499	\$1,053,134	(\$189,635)
19	St. Catherine	\$0	\$1,121,849		\$509,666	\$57,153	\$8,893	\$116,494	\$692,206	\$669,003	\$23,203
22	St. John the Evangelist	\$861,517	\$1,172,500	Over half savings is restrict	\$722,610		\$2,293	\$57,579	\$782,481	\$782,481	\$0
24	St. Luke	\$0	\$724,000		\$1,049,441	\$315,257	\$453	\$206,502	\$1,571,654	\$1,516,636	\$55,018
25	St. Margaret	\$0	\$110,000		\$132,487		\$5,774	\$26,705	\$164,967	\$146,335	\$18,632
26	St. Mark	\$0	\$298,000		\$808,508		\$21,557	\$88,235	\$918,300	\$923,871	(\$5,571)
28	St. Matthew	\$696,000	\$211,000		\$575,469	\$10,190	\$36,440	\$179,205	\$801,303	\$793,668	\$7,635
185	North American Martyrs	\$0			\$340,621			\$147,836	\$488,457	\$234,233	\$254,223
200	St. Andrew Kim	\$0			\$538,686			\$136,376	\$675,062	\$694,607	(\$19,545)